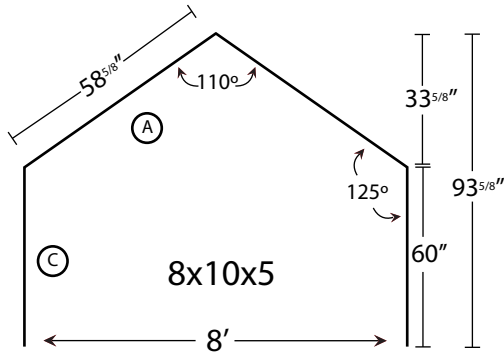
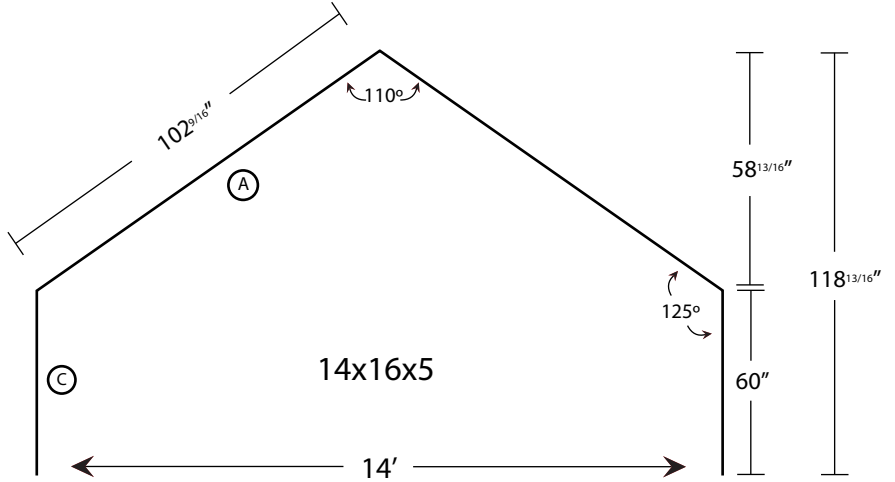


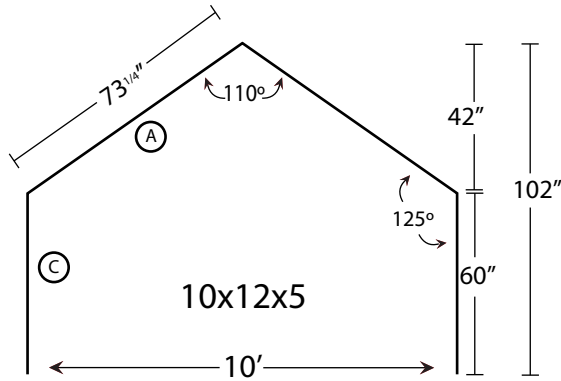
Wall Tent Cut Sheet



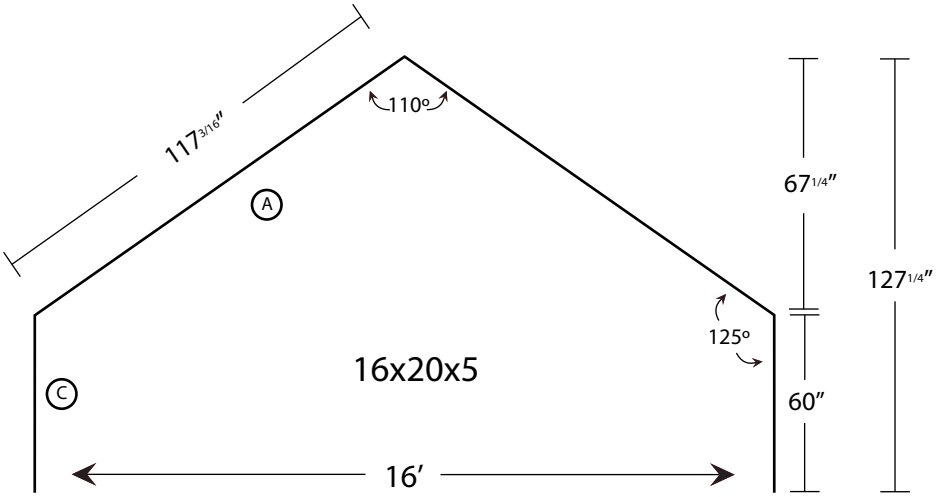
- A. 6 each 56 1/4"
- B. 6 each 58"
- C. 6 each 58 1/2"



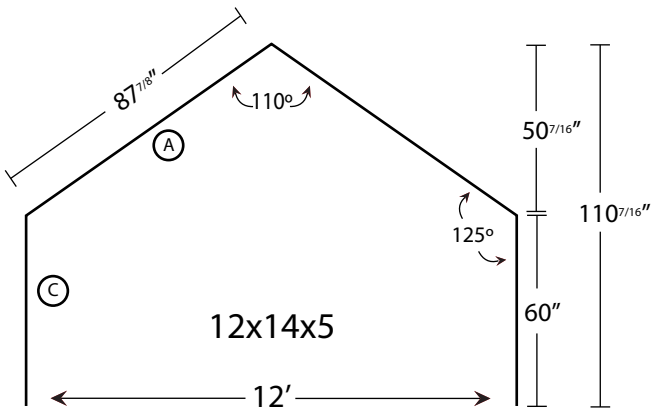
- A. 8 each 100 1/4"
- B. 9 each 62 1/4"
- C. 8 each 58 1/2"



- A. 6 each 70 7/8"
- B. 6 each 70"
- C. 6 each 58 1/2"



- A. 8 each 114 7/8"
- B. 9 each 78 1/4"
- C. 8 each 58 1/2"



- A. 6 each 85 1/2"
- B. 6 each 82"
- C. 6 each 58 1/2"

Material made of 1" EMT

A = Eave poles

B = Ridge poles

C = Leg poles



3125 South State | Salt Lake City | 801.486.4161
 kirkhams.com | M-F 9:30-9 | Sat 9:30-7 | Sun 11-6