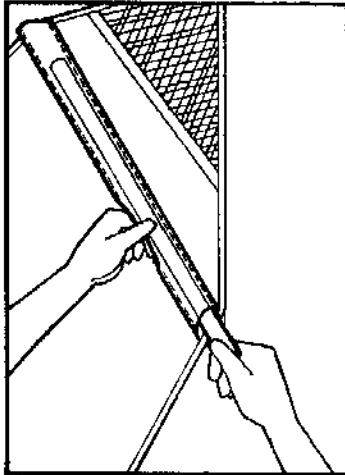



Instructions

1




Install two (2) single fiberglass pieces into two (2) nylon pockets on interior sides of tent. Zip door shut before proceeding to step 2.

2



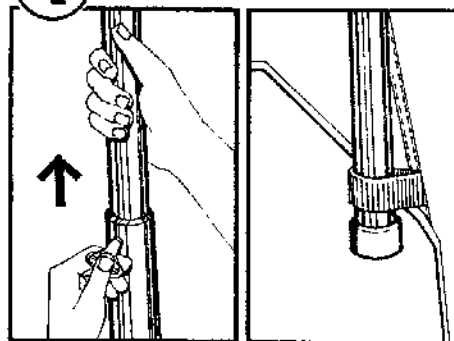
Stake tent in place. Keep floor taut and square; do not pull floor extremely tight.

3




Raise tent by inserting plastic tips of uprights through holes of plastic ridge ends and into grommet of tent on each side, one at a time from inside, as shown.

4



Raise uprights to partial height on each side and place bottom of uprights through hoops.

5




Extend uprights to full height.


Zippered opening is for use with a Sun Shower. NOTE: Sun Shower with over 2½ gallon capacity is NOT recommended, due to excess weight.

Frame Parts


FIBERGLASS ROD, (2) Required



TWO PIECE UPRIGHT, (2) Required



RIDGE POLE, (1) Required



STAKES, (6) Required



Care of Tent

Become familiar with your Springbar® tent before using it in the field.

Before setting the tent up, select a campsite with good drainage and make sure it is relatively level and free of any sharp objects.

Vents and doors should remain open as much as possible to insure adequate ventilation.

If it is necessary to roll your Springbar® tent up wet, unroll it to let the tent dry out as soon as possible to prevent mildew. To clean your tent, wipe it off with warm water. Do not put your tent in a washing machine or use detergents to wash the tent. Care should also be taken with insect repellent as certain types can injure the finish of the nylon fabric.

Important Notice

All Tent Fabrics are flammable. Most experienced campers are aware of this and the novice should take note that safe and sane precautions should be exercised. Open flames, camp fires, fuel or stoves, lanterns, and heaters of any kind should be handled in such a way as to not ignite the tent fabrics or contents such as sleeping bags; clothing, etc. Since there are many fabrics and treatments in use, all tentage should be handled with caution relative to fire. Tents made from the light cotton fabrics with heavy wax treatments will burn very volatile if ignited, because the waxes are, in most cases, more flammable than the cotton material. A 'fire resistant' agent added to the wax will reduce the intensity of combustibility but one should never assume a tent to be fireproof regardless of the 'fire resistant' treatments. Synthetic materials treated or untreated should have the same consideration.

Limited Warranty

Kirkham's® Outdoor Products warrants all Springbar® tent purchases for ten years. If an item is found defective, it will promptly be repaired or replaced.

manufactured by
Kirkham's Outdoor Products